



Coweta County

 237 Jackson Street, Newnan, GA 30264

 (770)254-2801

 Enrollment: 21899 students

Performance Snapshot

- Coweta County's **overall performance is higher than 72% of districts.**
- Its elementary students' **academic growth is higher than 72% of districts.**
- Its middle school students' **academic growth is higher than 84% of districts.**
- Its high school students' **academic growth is higher than 36% of districts.**
- **60.9% of its 3rd grade students are reading at or above the grade level target.**
- **77.5% of its 8th grade students are reading at or above the grade level target.**
- **Its four-year graduation rate is 85.5%, which is higher than 44% of districts.**
- **70.6% of graduates are college ready.**

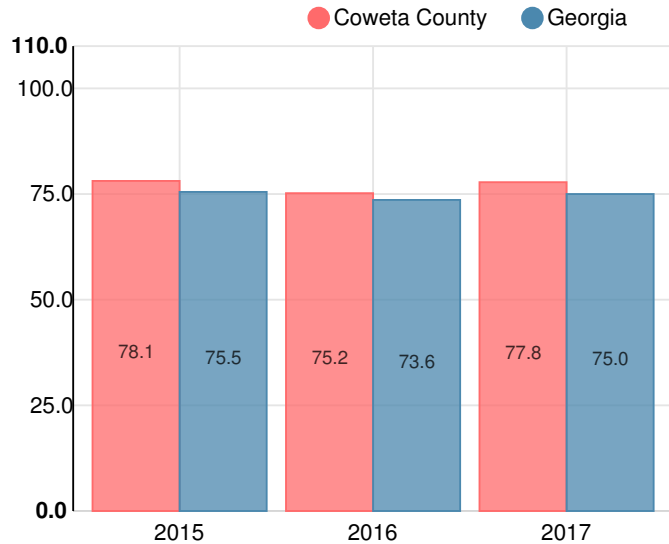
District Wide

C
77.8

Year	Coweta County
2017	C
2016	C
2015	C

Grade conversion	
A	90 - 100
B	80 - 89.9
C	70 - 79.9
D	60 - 69.9
F	0 - 59.9

CCRPI Single Score



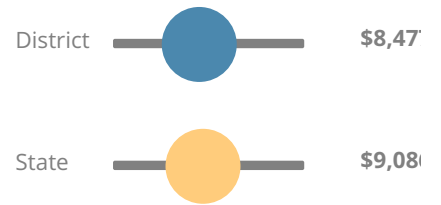
Student Mobility Rate

12.9%

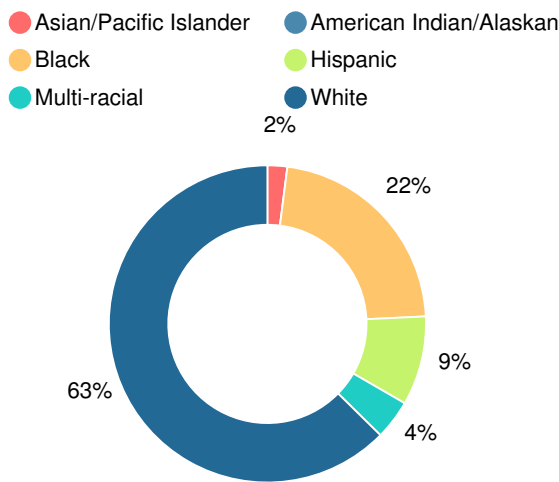
Financial Efficiency Star Rating



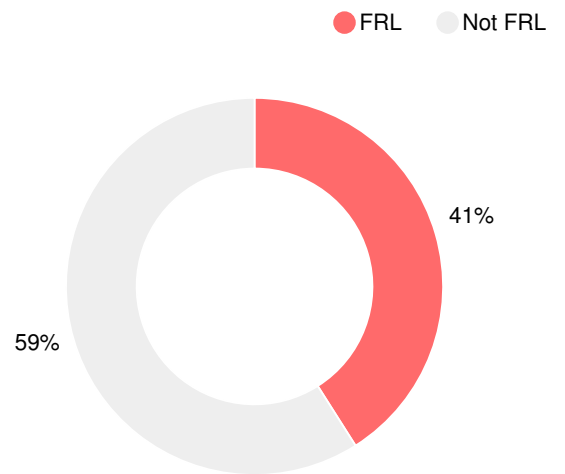
Per Pupil Expenditures



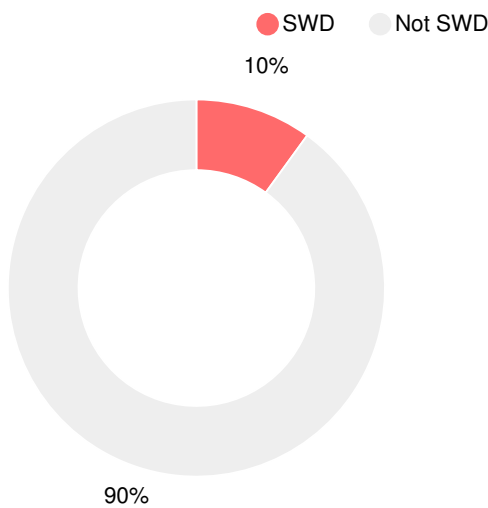
Race/Ethnicity



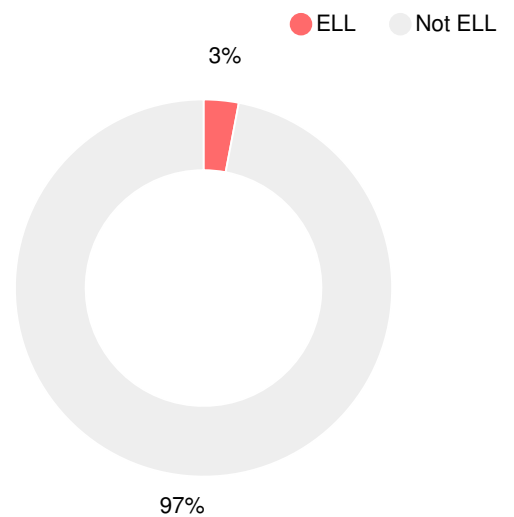
Free/Reduced-Price Lunch (FRL)



Students with Disability (SWD)



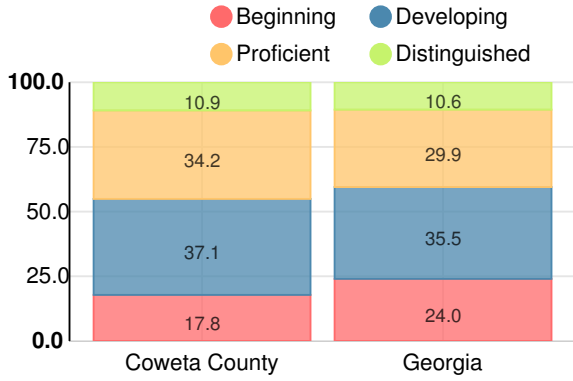
English Language Learners (ELL)



Elementary

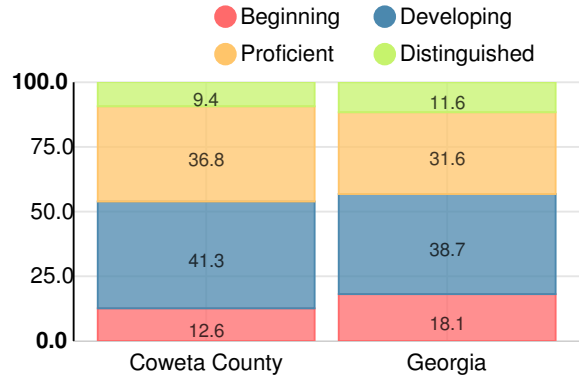
English

Percent of students scoring in each performance level on 2017 Georgia Milestones for elementary grades



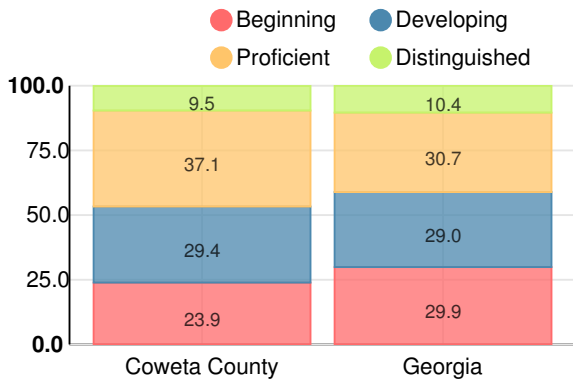
Mathematics

Percent of students scoring in each performance level on 2017 Georgia Milestones for elementary grades



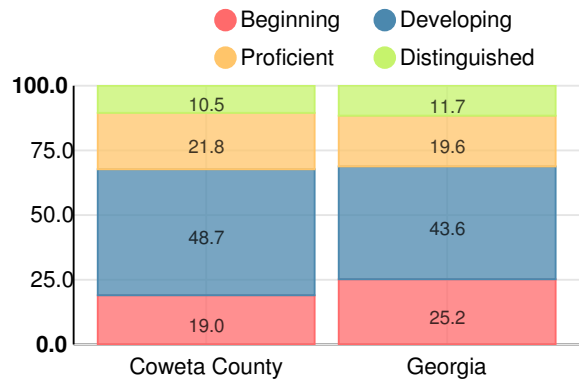
Science

Percent of students scoring in each performance level on 2017 Georgia Milestones for elementary grades



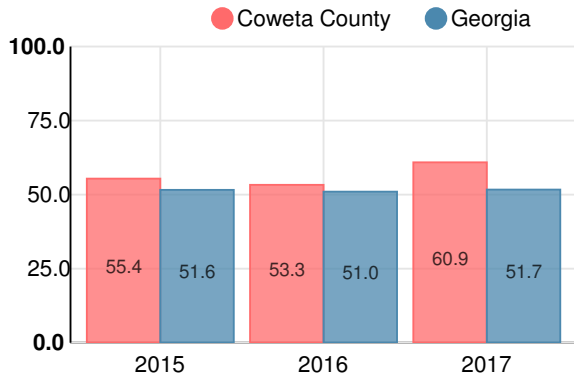
Social Studies

Percent of students scoring in each performance level on 2017 Georgia Milestones for elementary grades



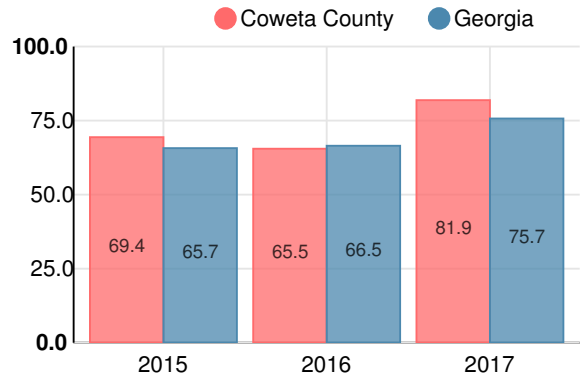
Reading at or above the Grade Level Target (3rd Grade)

Percent of students in grade 3 achieving Lexile measure equal to or greater than 650



Reading at or above the Grade Level Target (5th Grade)

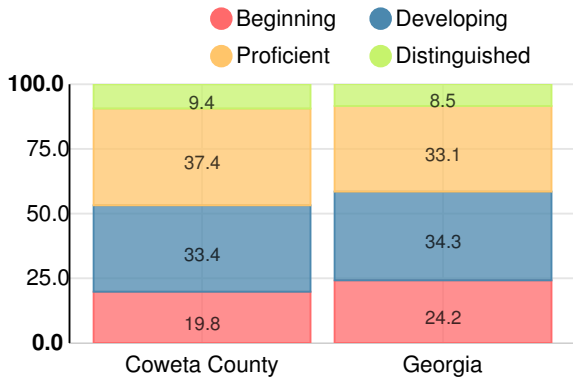
Percent of students in grade 5 achieving Lexile measure equal to or greater than 850



Middle School

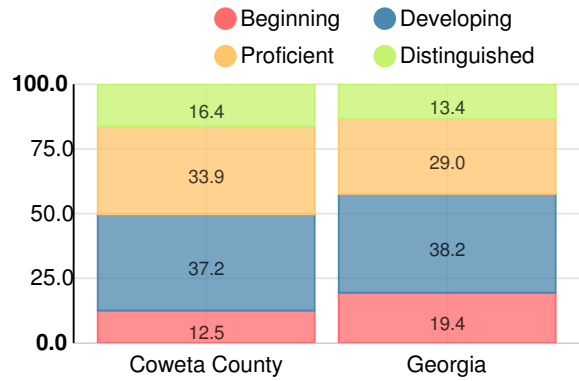
English

Percent of students scoring in each performance level on 2017 Georgia Milestones for middle school grades



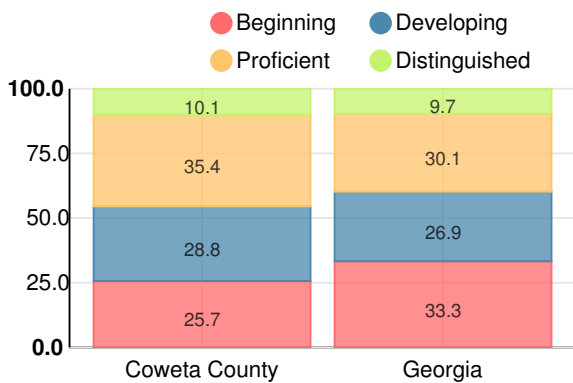
Mathematics

Percent of students scoring in each performance level on 2017 Georgia Milestones for middle school grades



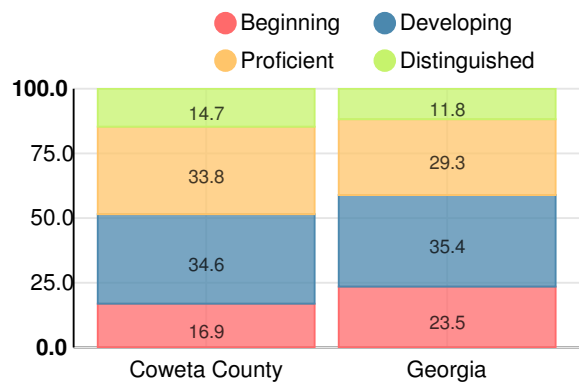
Science

Percent of students scoring in each performance level on 2017 Georgia Milestones for middle school grades



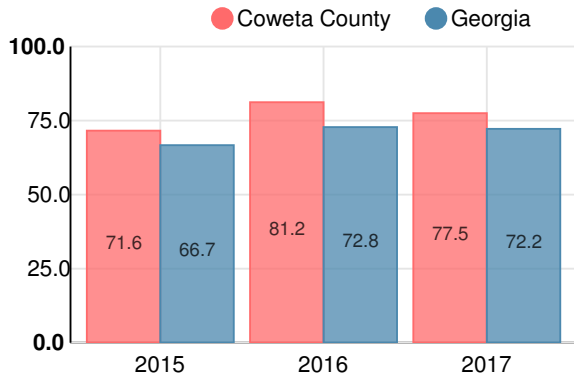
Social Studies

Percent of students scoring in each performance level on 2017 Georgia Milestones for middle school grades



Reading at or above the Grade Level Target (8th Grade)

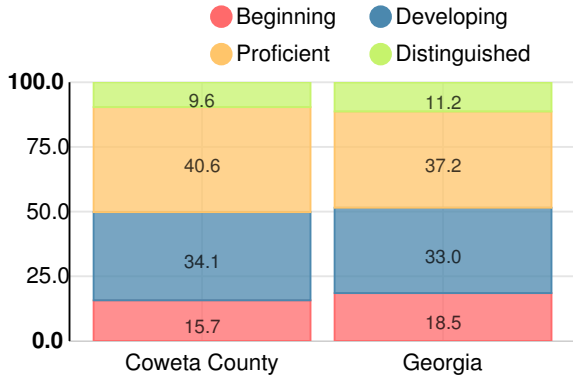
Percent of students in grade 8 achieving Lexile measure greater than 1050



High School

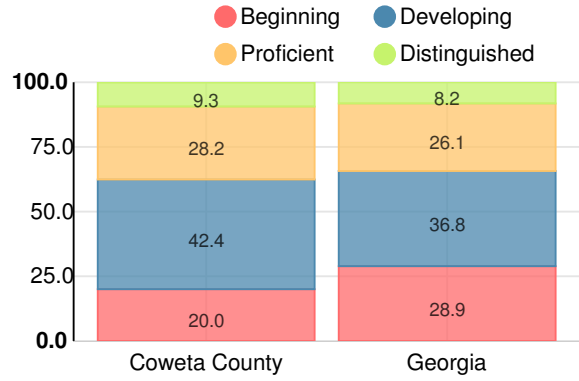
American Literature & Composition

Percent of students scoring in each performance level on 2017 Georgia Milestones



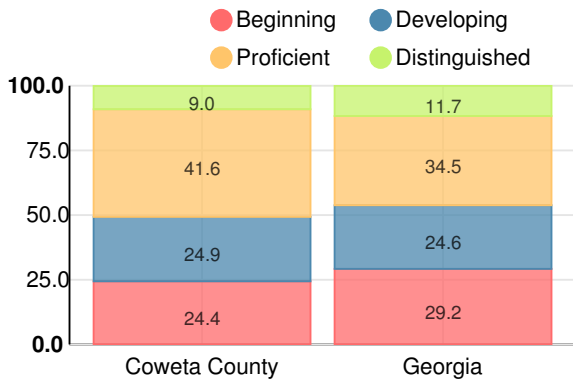
Coordinate Algebra/Algebra I

Percent of students scoring in each performance level on 2017 Georgia Milestones



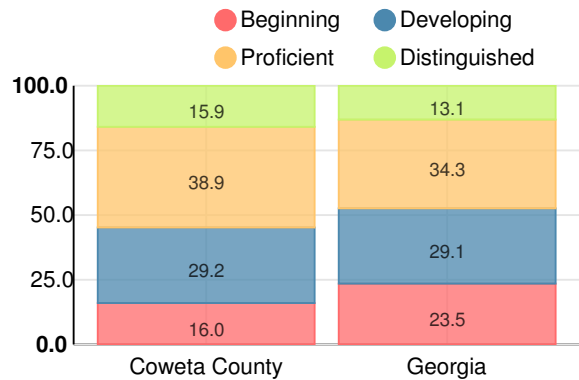
Biology

Percent of students scoring in each performance level on 2017 Georgia Milestones



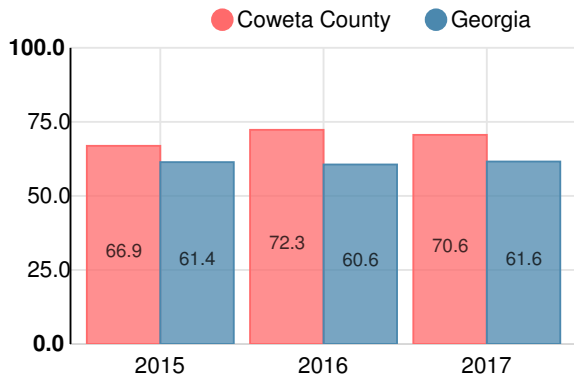
US History

Percent of students scoring in each performance level on 2017 Georgia Milestones



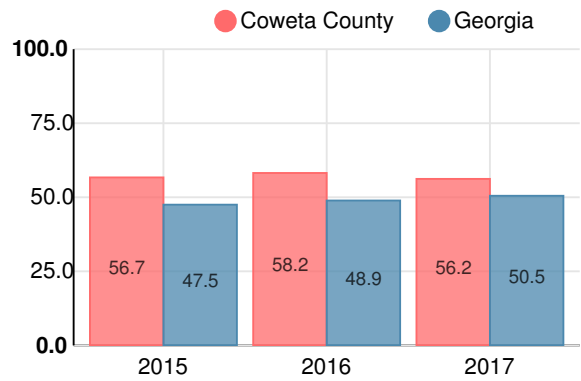
College Readiness

Percent of high school graduates who are college ready

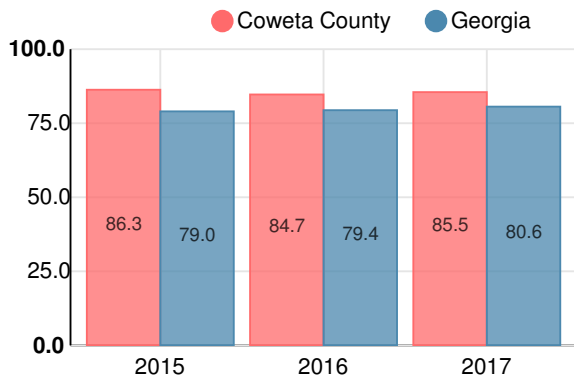


Accelerated Course Taking

Percent of high school graduates earning high school credit for accelerated enrollment



Four-Year Graduation Rate



College Enrollment Rate

